




TESTIMONIAL


"We completely solved the corrosion problems with Dietronic Antirust System. We paid back the investment in a very short time with an oil consumption reduction of more than 70% as well as costs for rejected products. We used the performance of the system to certify the controlled application of anti-corrosion production in g/m² and promote the added value that the Dietronic system gave to our final product"




CLEAN



DRY



PROTECT



**SAW
LUBRICATION**



**Spray Application of Rust Preventive for Pipes and Profiles
Lubrication Systems for Cutting Blades**

- Under One Year Payback
- Increase the protection of your product
- Reduce Consumption of Valuable Protective Coatings
- Uniform Protection
- Guarantee Standard and Repeatable Coating

Dietronic S.r.l.

🏠 Via Madre Teresa di Calcutta, 13 - Z.I. Malpensata
26866 Sant'Angelo Lodigiano (LO), Italy

☎ +39 0371 210 129 📠 +39 0371 214 321

✉ info@dietronic.eu - sales@dietronic.eu

🌐 www.tubesurface.eu

🌐 www.dietronic.eu

ANTIRUST | Spray Systems for the Application of Anticorrosion Protective Oil

REDUCE CONSUMPTION WHILE INCREASING PROTECTION

The **LCP ANTIRUST** is an innovative system that enables the in-line application of protective oil onto the surfaces of tubes, pipes and profiles. With the **Dietronic ANTIRUST System**, you apply the protective fluid directly to the tube in the dosages recommended by the vendor. If the process line slows down or speeds up, the ANTIRUST system automatically responds and keeps the dosage correct.

INCREASE THE PERFORMANCE OF FLUIDS

To be effective, anticorrosion fluids need to be applied to the tube at the right dosages and with good surface conditions. The Blowing System prepares the surface for an effective application of the anticorrosion fluid and the elimination of any residual of waste. With the controlled spray application, you can avoid any dosages greater than the recommended, which is wasteful and does not increase the protection rating. The complete Recovery system allows to recycle the overspray and re-use it.

CONFIGURATION

Oil Mist Extraction System: A suction system with 3 filtration stages to avoid any kind of environmental contamination.

5 Inch Touch Screen: The management of all the parameters of the lubrication machine is entrusted to a programmable logic system and a 5" touch screen operator interface such as:


- Selection of valves on/off.
- Quantity of fluid dispersed in g/m²
- Monitor line speed
- Monitor fluid levels.

Extractable Spray box: A quick disconnect is integrated with the spray box that allows easy insertion and extraction for maintenance.

Flow Control Monitoring System: Positive verification that the proper amount of fluid set on the Touch Screen is flowing through all valves. Integrated within the nozzle is a flow sensor that will activate an alarm if flow is not detected.

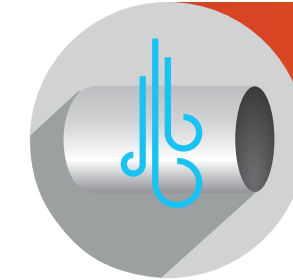
Powered Positional Adjustment: Vertical automatic adjustment of the position of the spray box in relation to the variation of tube dimensions.

Automatic re-filling tank: Allows the automatic tank refill of the lubricant through the management of minimum and maximum levels. General power must be supplied by the customer through a centralized system or a tank containing the lubricant.



STEP 01: CLEAN

A **STATIC CLEANER** that allows to remove any residual of solvents or water-based products, for any shape and dimension of tubes and pipes.




STEP 02: DRY

Water is the main responsible for tube corrosion. The **PNEUMATIC AIR BLOWER** device, placed at the entry of the unit, blows air to the tube and prepares a dry surface for the application of anticorrosion fluids.




STEP 03: PROTECT

With the **LCP ANTIRUST**, Oil is applied proportionally to the mill speed by the encoder feedback circuit which measures line speed and adjusts the proper oil feed (in weight per square metre). The operator does not have to adjust for line speed and the system guarantees lubricant is being deposited out of all nozzles at the proper dosage.



STEP 04: SAW LUBRICATION

The aim of the **MINIMUM QUANTITY LUBRICATION** technique is to get a proper and controlled lubrication on the Saw Blade eliminating the usage of water in the working environment. It stands apart from the traditional flood coolant application because it strongly reduces the fluid consumption and extends the blade life; the friction between the materials is minimized and the performance of the tool is increased. Thanks to the Cooling Nozzle with compressed air at -40°C, coolant and water treatment and disposal processes will be eliminated.



FOR ALL SHAPES
DIMENSION FROM 10 TO 400 MM